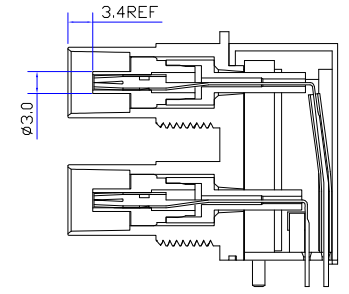
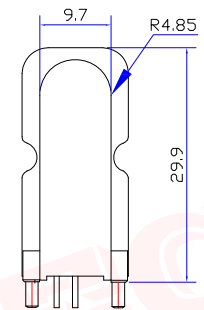
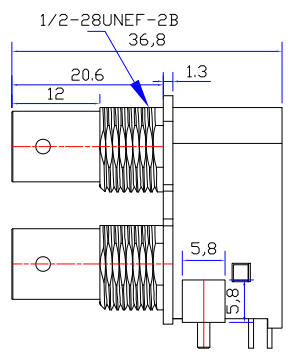
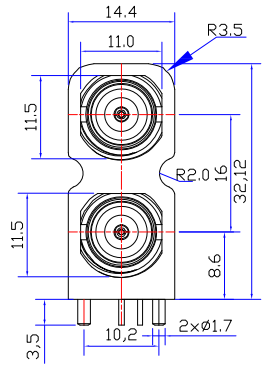
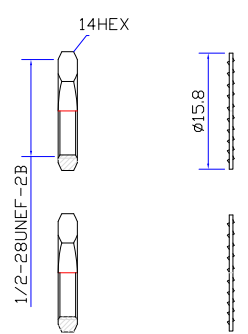


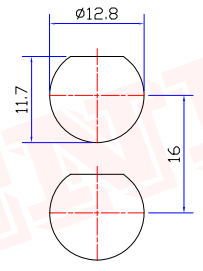


| | | | | | |
|-------------|-------------|--------------|------------|-----------|--|
| Product NO. | | RHT-610-1076 | | | |
| REV | DESCRIPTION | DWN | DATE | APPROVEN | |
| A | First issue | Gavin | 2019/02/26 | JIM. KING | |

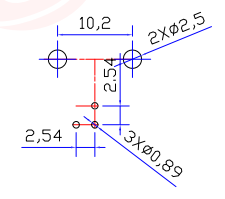


Specifications

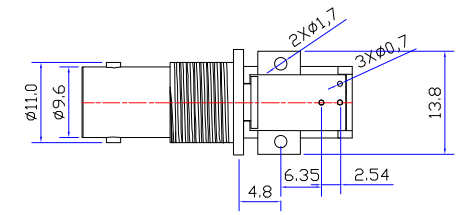
Impedance: 75 Ohms
 Frequency Range: DC ~ 6G
 VSWR: 1.3MAX
 Working Voltage: 500V rms @ sea level
 Insulation Resistance: 5000 Ohms min
 Temperature Range: -55°C TO +155°C
 Relative Humidity: ≤ 95% (40°C ± 2°C)
 Drawings products are in line with ROHS standards



RECOMMENDED MOUNTING HOLE



RECOMMENDED PCB MOUNTING HOLE



| | | | | |
|----|---------------------|----------|------------|-----|
| 13 | HEX NUT | ZINC | NICKEL | 1 |
| 12 | LOCK WASHER | IRON | NICKEL | 1 |
| 11 | CONTACT PIN | BRASS | TIN PLATED | 1 |
| 10 | INSULATOR | PP | NATURAL | 1 |
| 9 | LEG | 65Mn | TIN PLATED | 1 |
| 8 | INSULATOR | ABS | BLACK | 1 |
| 7 | LONG CENTER CONTACT | P-brone | GOLD | 1 |
| 6 | INSULATOR | PE | BLACK | 1 |
| 5 | HOUSING | ZINC | NICKEL | 1 |
| 4 | INSULATOR | PP | NATURAL | 1 |
| 3 | INSULATOR | POM | WHITE | 1 |
| 2 | LONG CENTER CONTACT | P-brone | GOLD | 1 |
| 1 | BODY | ZINC | NICKEL | QTY |
| NO | DESCRIPTION | MATERIAL | FINISH | |

| | | | | | | |
|---|---|------------|-------|------|------|------|
| -TOLERANCES- UNLESS OTHERWISE SPECIFIED | RENHOTEC GROUP www.renhotec.com | | | | | |
| | PART DESCRIPTION: RHT-610-1076 P/N: BNC JACK CONNECTOR DNN | | | | | |
| UNLESS OTHERWISE SPECIFIED TOLERANCES FOR MILLIMETERS ARE: 0.5 - 8mm ± 0.20mm 8 - 30mm ± 0.25mm 30 - 120mm ± 0.30mm | Appd: JIM. KING | Date | Scale | Unit | Type | Page |
| | Check: | 2019.02.26 | Free | MM | Z | 1/1 |
| | Draw: Gavin | | | | | |