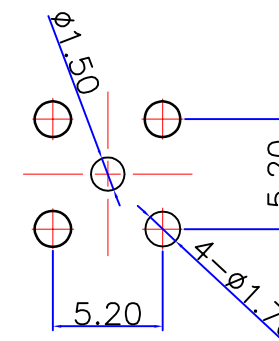
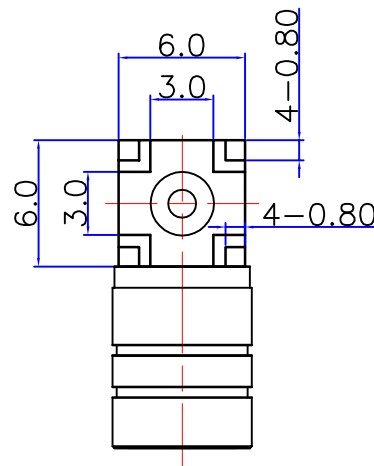
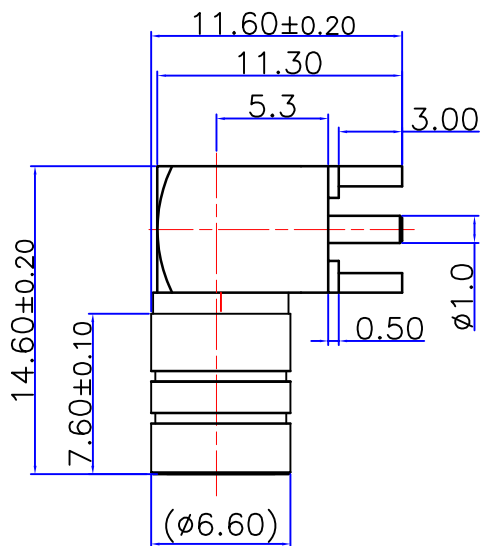




PRODUCT NO:		DS807FPR0011		
REV	DESCRIPTION	DWN	DATE	APPROVEN
A	FIRST ISSUE	W.cheng	2019/11/22	John kine
B				



RECOMMENDED PCB LAYOUT

SPECIFICATIONS:

IMPEDANCE: 50 ohms
 FREQUENCY RANGE: 0~6GHZ
 VSWR: 1.5MAX
 WORKING VOLTAGE: 750V RMS@SEA LEVEL
 INSULATION RESISTANCE: 5000 ohms min
 TEMPERATURE RANGE: -65°C TO +165°C
 RELATIVE TEMPERATURE: ≤95%(40°C±2°C)

1	BODY	BRASS	GOLD	1	NOTE:
2	INSULATOR	TEFLON	WHITE	1	
3	CONTACT PIN	BRASS	GOLD	1	
4					
5					
6					
7					
8					
9					
10					
NO	COMPONENT NUMBER	MATERIAL	FINISH	QTY	APPROVALS

NOTE:	
DRAWN	2019/11/22
W.cheng	
CHECKED	
APPROVALS	

TOIERANCE	UNLESS OTHER WISPECIFIED TOLERANCES IN INCHES ARE
	0.5-8MM±0.020MM
	8-30MM±0.40MM
	30-120MM±0.50MM
VIEW	
UNIT	MM
SCALE	1 : 1

DOSIN INDUSTRIAL(HK)CO.,LTD 东莞市德索五金电子有限公司 Dongguan Dosin Hardware Electronics Co.,Ltd.		Web: http://www.dosinconn.com dosin2005@dosin-china.com E-mail: dosin2005@163.com Tel: (0086)769-81153906 Fax: (0086)769-81875836
NAME:		SMB ANGLE JACK
SIZE	PRODUCT NO:	REV
A	DS807FPR0011	A
DATE TIME	CAD FILE	SHEET: 1 OF 1
2019/11/22	H/companydrawings/BD	